



Hot runner nozzle type 6STT/6DTT

Open system nozzle with conventional heating element, front-loading

TECHNICAL DATA

6STT/6DTT

Melt channel Ød 6.0 mm

Nozzle type STT – open with tip
DTT – open with straight outlet

Operating voltage 230 V_{AC} *

Nominal length of the nozzle (L) in mm

50	60	80	100	120
■	■	■	■	■

Contact us for other nozzle lengths!

*Volts alternating current

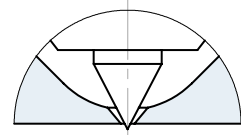
■ available

NOTE

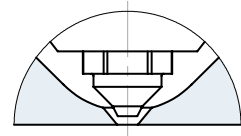
Power connector CMT and thermocouple connector CMLK are to be ordered separately.



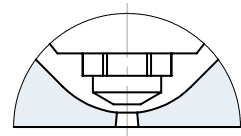
STT – open nozzle with tip
"Tip" version
Antechamber version A



DTT – open nozzle with straight outlet
version C
Antechamber version A



DTT – open nozzle with straight outlet
version A
Antechamber version C

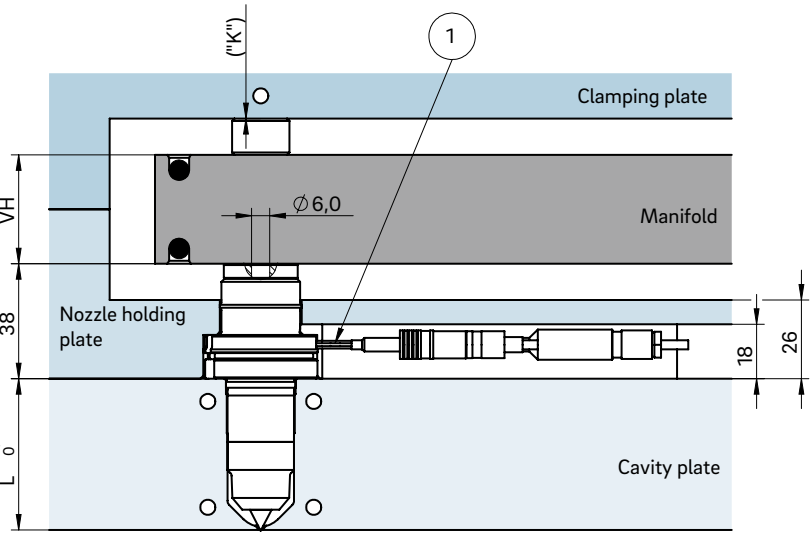
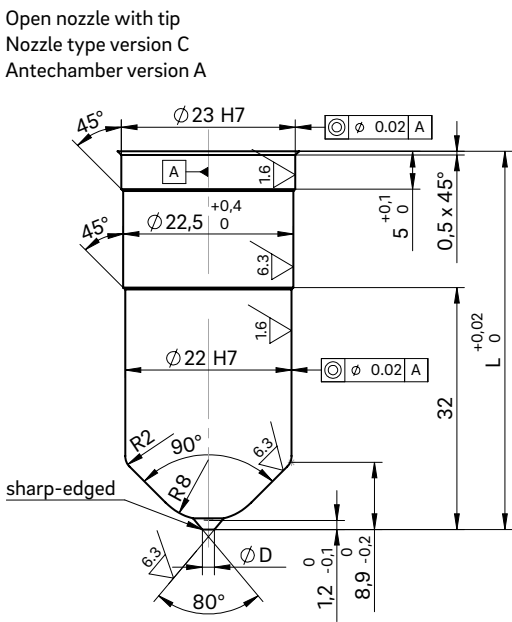


WEBCODE
22200



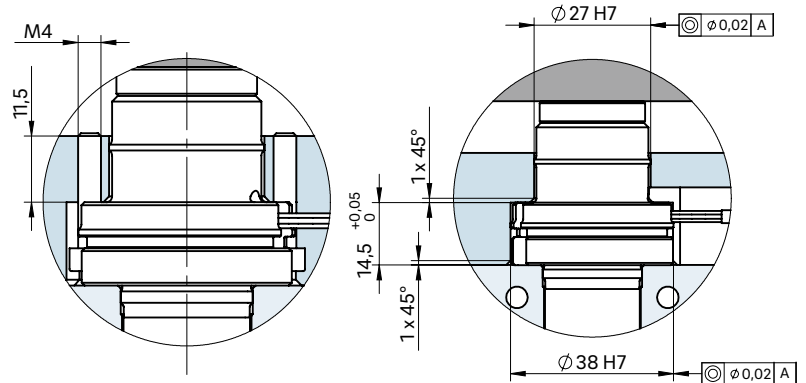
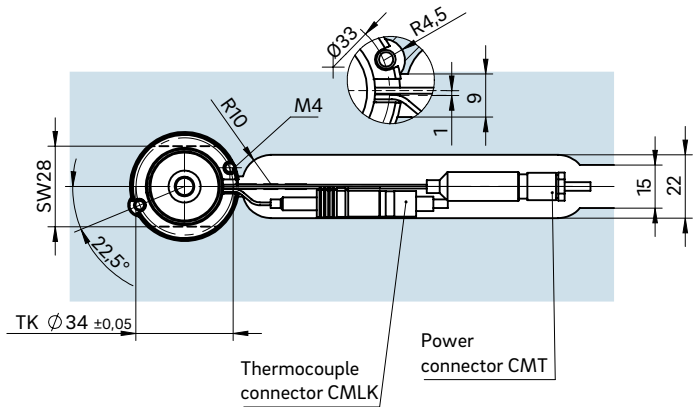
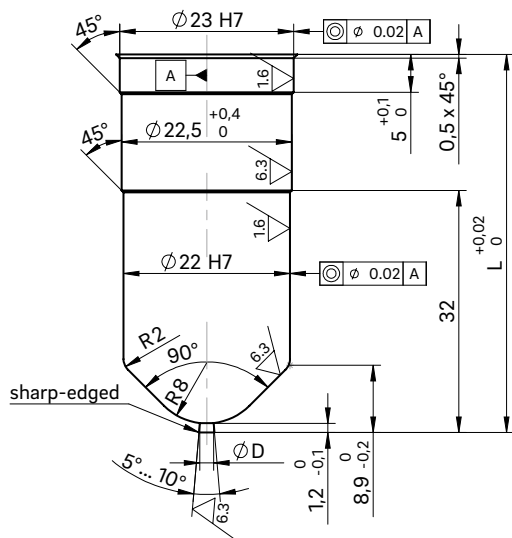
INSTALLATION

Open nozzle with tip
Nozzle type version C
Antechamber version A



Example cutout for nozzle head, power and thermocouple plug connections

Open nozzle with straight outlet
Nozzle type version A
Antechamber version C



Dimension "K" required for heat expansion is to be ensured by grinding the pressure pad (12 ± 0.1 mm)! Determine the difference between the height of the manifold system and the height of the clamping plate when installed! ΔT specifies the temperature differential between the processing temperature and the mould temperature!

VH	ΔT (°C)	100	150	200	250	300	350
36 mm	K (mm)	0.021	0.059	0.098	0.137	0.177	0.217
46 mm	K (mm)	0.033	0.078	0.124	0.170	0.218	0.264
56 mm	K (mm)	0.046	0.097	0.150	0.203	0.258	0.311

① Power and thermocouple plug connections in this area can only be bent once; minimum radius: R8
SW = flat area on nozzle head