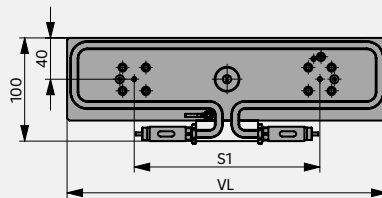




Rapid systems

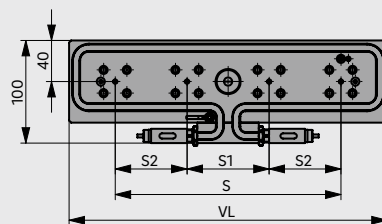
Fully configured hot runner system comprised of manifolds, nozzles and accessories
 Delivery time: 2 business weeks.

GCP2 SERIES



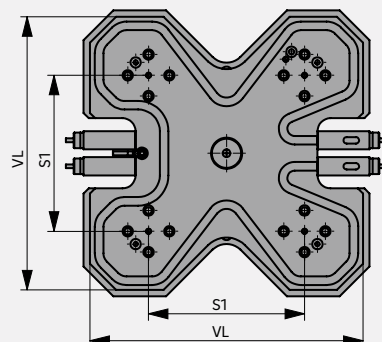
Length (VL)	Pitch (S1 mm) for nozzle type SHF/SMT	Pitch (S1 mm) for nozzle type SHT
160	≥ 58 to 90 (SMT)	
160	≥ 67 to 90 (SHF)	
210	> 90 to 140	> 90 to 120
260	> 140 to 190	> 120 to 170
310	> 190 to 240	> 170 to 220
360	> 240 to 290	> 220 to 270

GCP4B SERIES




Length (VL)	S = total (min. to max.) mm
260	≥ 130 to 190 (SMT)
260	≥ 145 to 190 (SHF)
310	> 190 to 240
360	> 240 to 290

KCP4 SERIES



Length (VL)	S1 mm
135	≥ 44 to 65 (SMT)
135	≥ 47 to 65 (SHF)
165	> 65 to 95
180	> 95 to 110
210	> 110 to 140
240	> 140 to 170



NOZZLE TYPE SHF¹



**Melt channel -Ø (mm)/
Nozzle length (L mm)**

4.8 / 50, 60, 80, 100

6 / 50, 60, 80

Smallest pitch S1 ≥ 67

NOZZLE TYPE SHT



**Melt channel -Ø (mm)/
Nozzle length (L mm)**

7.5 / 60, 80, 100

Smallest pitch S1 ≥ 90

Connection piece typ AK10 or AKV10/40

NOZZLE TYPE SMT



**Melt channel -Ø (mm)/
Nozzle length (L mm)**

3.8 / 50, 60, 80, 100

4.8 / 50, 60, 80, 100

6 / 50, 80

Smallest pitch S1

Melt channel-Ø 3.8 = S1 ≥ 58

Melt channel-Ø 4.8 = S1 ≥ 62

Melt channel-Ø 6 = S1 ≥ 63

**Melt channel -Ø (mm)/
Nozzle length (L mm)**

4.8 / 50, 60, 80, 100

6 / 50, 60, 80

Smallest pitch S1 ≥ 67

Smallest pitch S2 ≥ 39

**Melt channel -Ø (mm)/
Nozzle length (L mm)**

3.8 / 50, 60, 80, 100

4.8 / 50, 60, 80, 100

6 / 50, 80

Smallest pitch S1

Melt channel-Ø 3.8 = S1 ≥ 58

Melt channel-Ø 4.8 = S1 ≥ 62

Melt channel-Ø 6 = S1 ≥ 63

Smallest pitch S2

Melt channel-Ø 3.8 = S2 ≥ 30

Melt channel-Ø 4.8 = S2 ≥ 32

Melt channel-Ø 6 = S2 ≥ 35

**Melt channel -Ø (mm)/
Nozzle length (L mm)**

4.8 / 50, 60, 80, 100

6 / 50, 60, 80

Smallest pitch S1 ≥ 47

**Melt channel -Ø (mm)/
Nozzle length (L mm)**

3.8 / 50, 60, 80, 100

4.8 / 50, 60, 80, 100

6 / 50, 80

Smallest pitch S1

Melt channel-Ø 3.8 = S1 ≥ 44

Melt channel-Ø 4.8 = S1 ≥ 44

Melt channel-Ø 6 = S1 ≥ 45

RAPID SYSTEM

Comprised of:

- 1 Connection piece type AKV6/40, AKV8/40, AK10, AKV10/40 incl. titanium ring
- 2/4 Pressure piece
 - 1 Manifold – insulation plate optional
 - 1 Contact thermocouple 151 HF
- 2/4 Nozzle type SHF, SHT, SMT
- 2/4 Power connector CHF (SHF), CMT (SHT), permanent power connection (SMT)
- 2/4 Thermocouple connector CMLK (SHF, SHT), permanent thermocouple plug connection (SMT)
- 1 Spacer

Cylinder pin for turning prevention is not included in the scope of supply.

ORDER

Please use the enquiry fax template on the following page.

¹BlueFlow® hot runner nozzle type SHF is not intended for sale or use in the USA or Canada!



Enquiry fax number: +49 6451 5008-59

Rapid system application information

CUSTOMER INFORMATION

Customer number:	Contact partner:	End customer:
Company:	Telephone:	Target date:
Street:	E-mail:	Other information:
City and post code:	Date:	

REQUIRED INFORMATION ON THE APPLICATION

Item designation	
Industry	<input type="checkbox"/> Car <input type="checkbox"/> Electronics <input type="checkbox"/> Packaging <input type="checkbox"/> Consumer goods <input type="checkbox"/> Medical technology
Material designation (trade name)	
Shot weight per hot runner nozzle (g)	
Type of gating (direct or indirect)	
Wall thickness (mm)	

REQUIRED INFORMATION ON THE MOULD

Series	<input type="checkbox"/> GCP2 <input type="checkbox"/> GCP4B <input type="checkbox"/> KCP4
Manifold length	VL _____ mm
Melt channel Ø	<input type="checkbox"/> 3.8 mm <input type="checkbox"/> 4.8 mm <input type="checkbox"/> 6 mm <input type="checkbox"/> 7.5 mm
Nozzle type	<input type="checkbox"/> SHF <input type="checkbox"/> SHT <input type="checkbox"/> SMT
Nozzle length	L _____ mm
Pitch	S1 _____ mm S2 _____ mm (only GCP4B)
Connecting element	<input type="checkbox"/> AK <input type="checkbox"/> AKV6/40 <input type="checkbox"/> AKV8/40 <input type="checkbox"/> AK10 (SHT) <input type="checkbox"/> AKV10/40 (SHT)
Radius	R _____ mm
Angle	W _____ °
Order quantity	
Delivery date	